



















Product List of Latest Power LED Module

Product Code	LED Power	Outline Picture	Luminous unit (lm)	Vf (v)	Current (mA)	Dimension unit (mm)	Color	Nos. of LED
Constant Current Type								
OEMC29B04IE-W4XME1E1E	4W		400	13.2	350	290*11*1.6mm	White (typ.6500K)	4
OEMD49Q06IE-W4XME1E1E	6W		600	19.8	350	485*26*1.6mm	White (typ.6500K)	6
OEMD47Q09IE-W4XME1E1E	9W		900	29.7	350	468*26*1.6mm	White (typ.6500K)	9
OEMC23L10IE-W4XME1E1E	10W		1000	33	350	225*30*1.6mm	White (typ.6500K)	10
OEMC14M12IE-W4XME1E1E	12W		1200	39.6	350	140*50*1.6mm	White (typ.6500K)	12
OEMD48U12IE-W4XME1E1E	12W		1200	39.6	350	479*34*1.6mm	White (typ.6500K)	12
OEMC29M20FE-W4XME1E1E	20W		2000	33	700	290*50*1.2mm	White (typ.6500K)	20
OEMC17A27JE-W4XME1E1E	27W		2700	29.7	1050	169*55*2.0mm	White (typ.6500K)	27

OEPRCB02-W4XAS6C1H	6W		360	10	600	Φ38.3*1.6mm	White (typ.6500K)	12
OEPR6C01-W4XAT1C1E	6W		600	10	700	Φ38.3*1.6mm	White (typ.6500K)	6
OEPR7X01-W4XAE1E1E	7W		700	23.1	350	Φ59.5*1.5mm	White (typ.6500K)	7
OEPR9X03--W4XAE1E1E	9W		900	29.7	350	Φ81.5*2.1mm	White (typ.6500K)	9
OEPRMA01-W44TS4C1A	8W		924	22.4	360	Φ80x1mm	White (typ.6500K)	42
OEPRCX01-W4XAE1E1E	12W		1200	39.6	350	Φ78*1.5mm	White (typ.6500K)	9
Constant Voltage Type								
OEMC28J09G6-RGB	3W (R) 3W (G) 3W (B)		150 225 45	12	350 (R) 350 (G) 350 (B)	276*28*2.1mm	RGB	3 (R) 3 (G) 3 (B)
OEMC33O10IE-W4XME1E1E	10W		1000	24	700	330*24*1.6mm	White (typ.6500K)	10